



insights

Powered by
tsaro MosaicONE



ELEVATOR INSIGHTS TO RISE ABOVE ANY PROBLEM

The A17.1 2019 Elevator Code, mandating video in elevator emergency communications, is revolutionizing the elevator industry by necessitating internet connectivity to each elevator. This transformation removes the first barrier to bring IoT products and services to the elevator. But what if we can remove the second barrier on the cost of additional hardware and its installation and maintenance?

The MAD Elevator 2019 Code VMS system uniquely does this. Our standard product connected to both the internet and the elevator controller has access to a wealth of data that is now available without upfront costs.

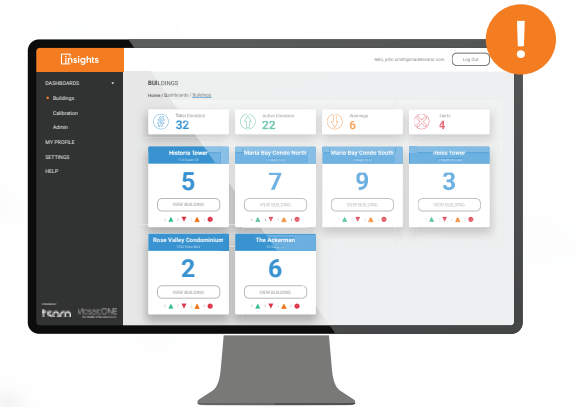
With this data, we are excited to introduce Insights in partnership with Tsaro, an elevator data analytics platform. Insights enables the elevator consultants, contractors, and building managers with the most advanced and scalable connected platform with everything you need for data driven decision making.

Introduction

Insights is an online web platform using the existing MAD VMS communication equipment to provide real-time elevator usage statistics and data analytics powered by Artificial Intelligence (AI) for elevator consultants, contractors, and building managers.

Users can access complete elevator performance, safety, and compliance reports anytime anywhere, enabling data-driven decisions, streamlined maintenance processes, and reduced elevator downtime.

Get a lift with data-driven elevator insights today.



Key Features



Warnings & Alerts: Receive notifications for elevators that need immediate attention or are nearing maintenance requirements, helping prevent critical failures and costly repairs.



Automated Reports: Access full reports at any time without having to wait for someone to manually compile them. This feature streamlines the reporting process and ensures data is always up-to-date.

- Door Cycles
- Ride Quality
- Passenger Traffic



24/7 Report Monitoring: View current elevator positions and status (such as active, inactive or service-mode) around the clock

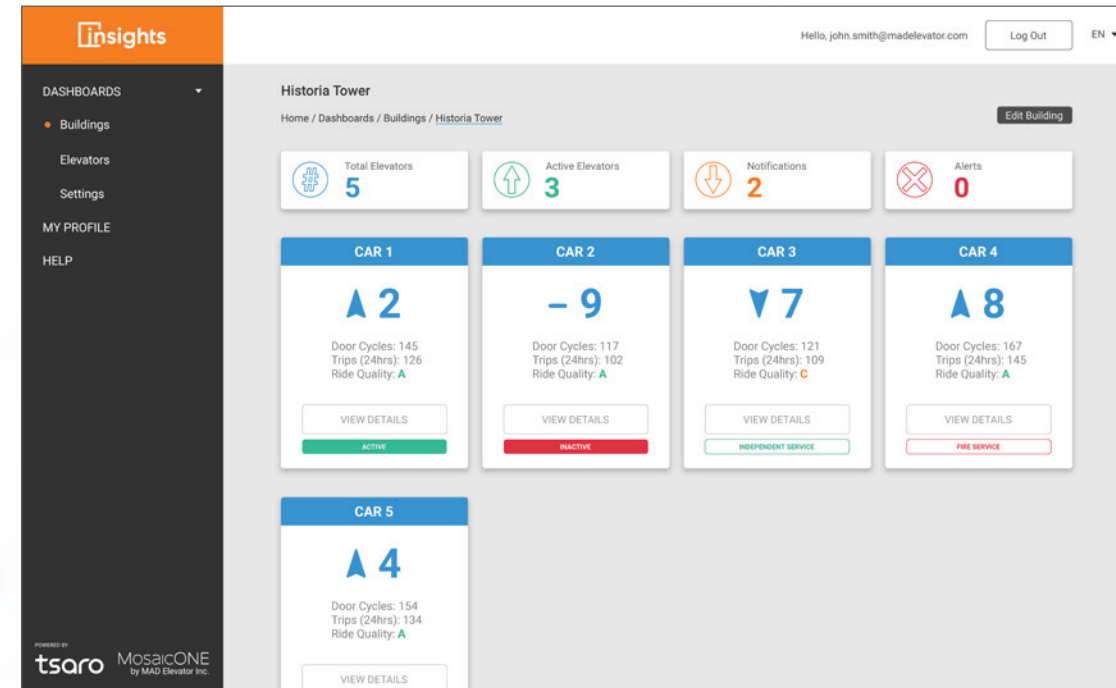


Proactive Maintenance & Recommendations: Reduce downtime by leveraging the platform's insights to create a data-driven maintenance schedule.

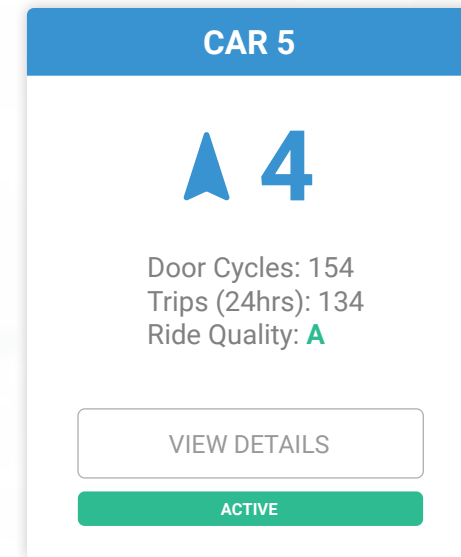
Powered By

tsaro MOSaicONE

Building Overview



The dashboard gives a high level of available information to the assigned buildings

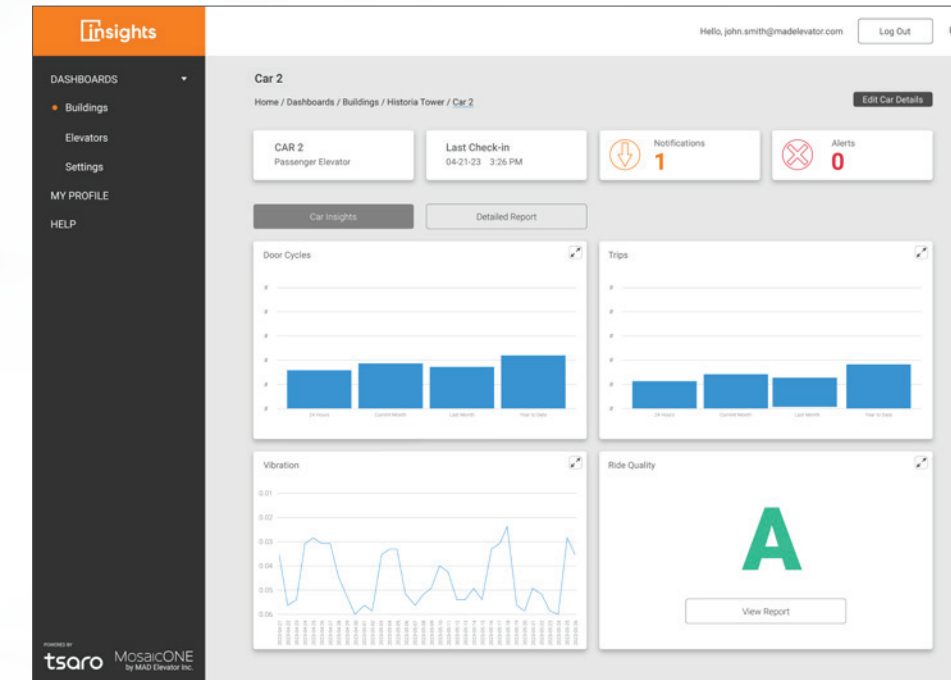


Marked **orange**, Notifications show the user actions that are recommended to resolve potential elevator issues in the building.



Marked **red**, Alerts show the user actions to resolve urgent elevator issues in the building.

Elevator Detail



The Elevator Detail page contains all the data you need to make informed decisions.

From this view, you have access to:

- 1yr, 30 day and 24hr snap shot averages for Trip and Door Cycles.
- Ride Quality Rating and downloadable report from our continuous monitoring
- Top traveled floor based on Trip and People traffic flow
- Jerk Start/Stop statistics
- Vibration graphs up to 1 year history

Notification and Alerts Pop-ups

Accessible either from the buildings or elevator detail page, these popups bring attention to the items that matter most.

Notifications:

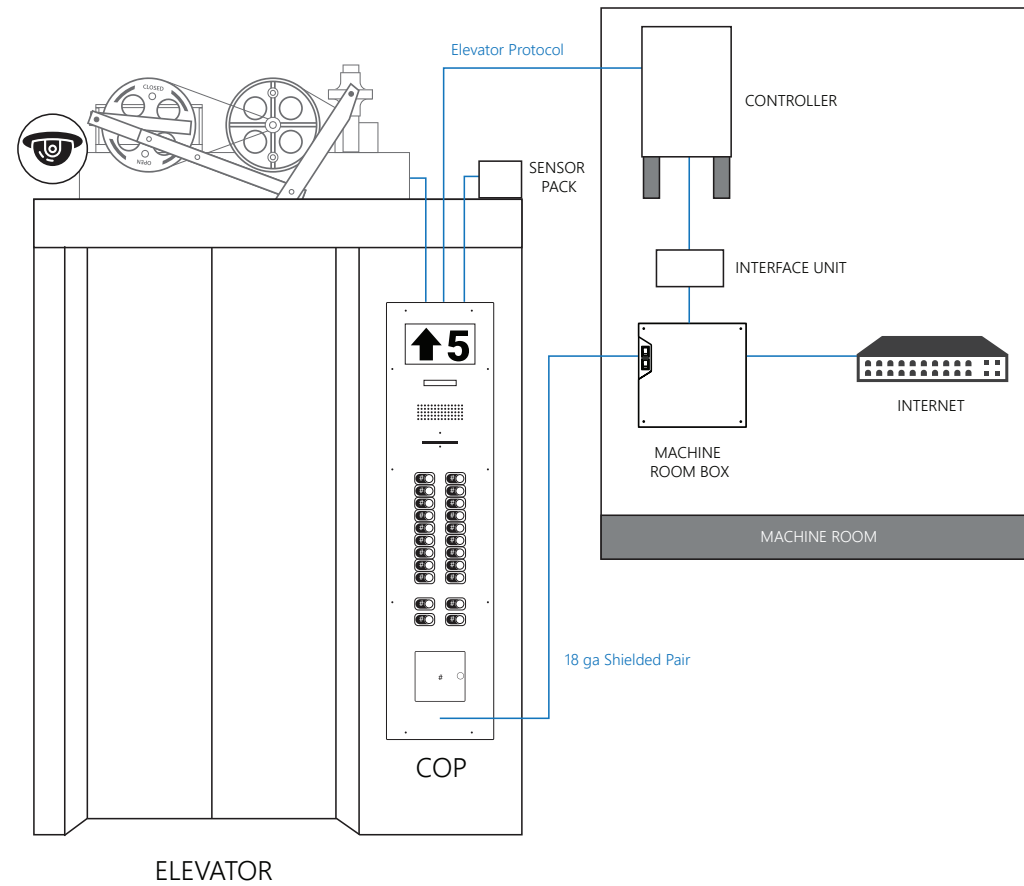
- Abnormalities in detected in the data analytics in respect to the operation and data compared to both the unit's history as well general elevator population
- Known correlations between data and pending failures
- Maintenance recommendations based on usage

Alerts:

- Indication of failure from data or direct communication with controller
- Indication of passed thresholds on performance or operation

| BUILDINGS NOTIFICATIONS | | | | | | |
|-------------------------|----------------------|-------------------|---------------------|--------|----------------------------------|--|
| BUILDING | CAR | ITEM | ACTIONS | STATUS | NOTES | |
| Historia Tower | CAR 2 | HALL DOOR FAILURE | Replace Part | READ | REPLACED X PART FOR X ISSUE W... | |
| Maria Bay Condo S... | CAR 5 | RIDE QUALITY | Inspection | READ | ADD NOTES | |
| Maria Bay Condo S... | | | | | | |
| Rose Valley Condo... | | | | | | |
| BUILDINGS ALERTS | | | | | | |
| BUILDING | CAR | ITEM | ACTIONS | STATUS | NOTES | |
| Rose Valley Condo... | Historia Tower | CAR 1 | Car Door Malfunc... | UNREAD | REPLACED X PART FOR X ISSUE W... | |
| The Ackerman | Maria Bay Condo N... | CAR 3 | Car Door Malfunc... | UNREAD | ADD NOTES | |
| The Ackerman | CAR 2 | Network Down | Network Diagnostics | UNREAD | ADD NOTES | |
| The Ackerman | CAR 4 | Network Down | Network Diagnostics | UNREAD | ADD NOTES | |

How It Works



Hardware:

Leveraging the existing MosaicONE Video & Messaging System (VMS) by MAD Elevator, with onboard accelerometer and already communicating with majority of elevator controllers, a wealth of information and analytics is possible with no additional equipment or installation is required.

Optional Equipment:

For elevators not installed with MosaicONE VMS systems, or where enhanced data is desired:

Optional Controller Interface Unit:

Connecting direct to select controllers, full data sets available for in-depth Insights and statistics

Optional Sensor:

Ideal for non-VMS elevators, to capture door and ride quality information.

Signing up Beta customers now.
Join us and help shape the future of Insights.

Contact an expert to learn more.

insights@madelevator.com



insights

Powered by
tsaro MosaicONE

6635 Ordan Dr,
Mississauga, ON
L5T 1K6
Canada

mosaicone.com/insights
insights@madelevator.com

This publication is for general informational purposes only. Product design is subject to change without notice. Actual product colors, finishes and specifications may vary from graphical representations.

Copyright © 2023 MAD Elevator Inc.



Ver. Beta